


MF50 METERING VALVE

1/2" UP TO 552 BAR 8,000 PSI



The MF50 is a 1/2" nominal bore flow metering valve, adjustable via a micrometer style handle. The valve is marked with a preferred direction of flow, but it may be used in the opposite direction to provide bi-directional speed control of a cylinder or actuator, although the level of metering will vary depending on direction.

Note that this valve is not intended to provide tight shut-off when closed.

- Flow control valve for metering applications
- Micrometer style adjustment with engraved graduations
- Lockable adjustment
- Non-rotating valve stem protects valve seat
- Suitable for liquid or gas
- Suitable for use with air, nitrogen, sweet natural gas, mineral oils, water glycols and plain water
- Suitable for many other media. Contact us for advice
- Panel mountable as standard
- Various porting options available
- Various seal options available

Specifications

BASIC MODEL NUMBER

MF50

SYMBOL



MAX WORKING PRESSURE (LIQUID)

552 bar
(8,000 psi)

MAX WORKING PRESSURE (GAS)

276 bar
(4,000 psi)

CV (FLOW CAPACITY)

Up to 1.4
See Typical Performance Graph

FLUID

Liquids and Gases
See materials section

TEMPERATURE RANGE

See Product Selector opposite
and Technical Data section

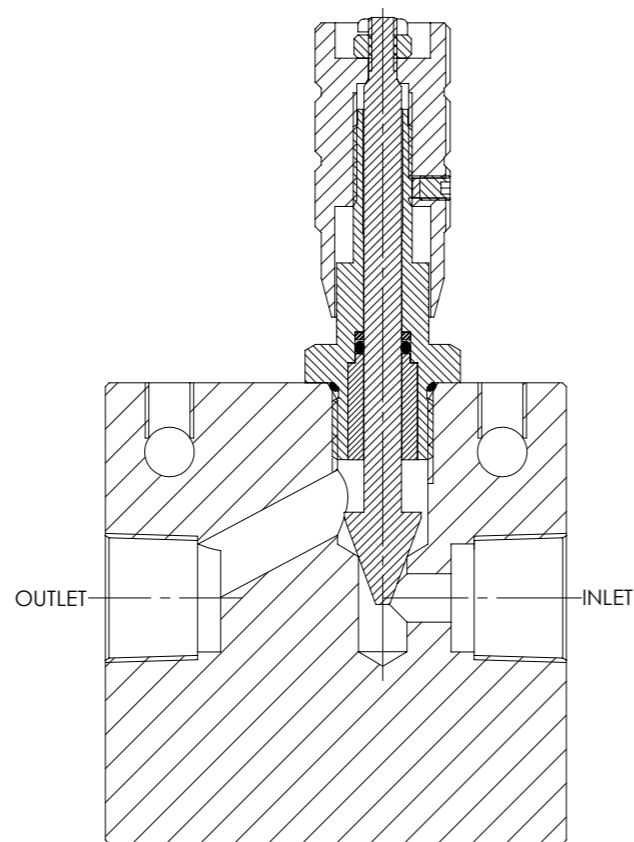
PORT SIZE

1/2"

WEIGHT

2.0 kg
(4.4 lb)

Specifications may change without notice



Materials

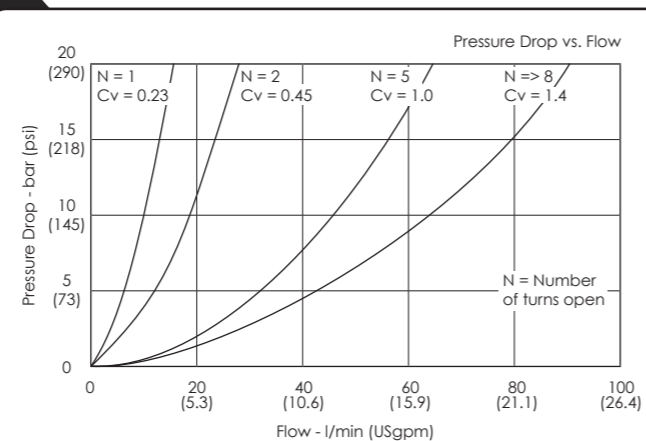
Externally Exposed Parts: 316, 304 and 17-4 PH stainless steel.

Internally Wetted Parts: 316 and 17-4 PH stainless steel and acetal.

The standard valve is designed for use with air, nitrogen, sweet natural gas, mineral oil, water glycols and plain water, but may be used with a wide variety of media compatible with the materials of construction. Other material options are available and for further advice, please contact us.

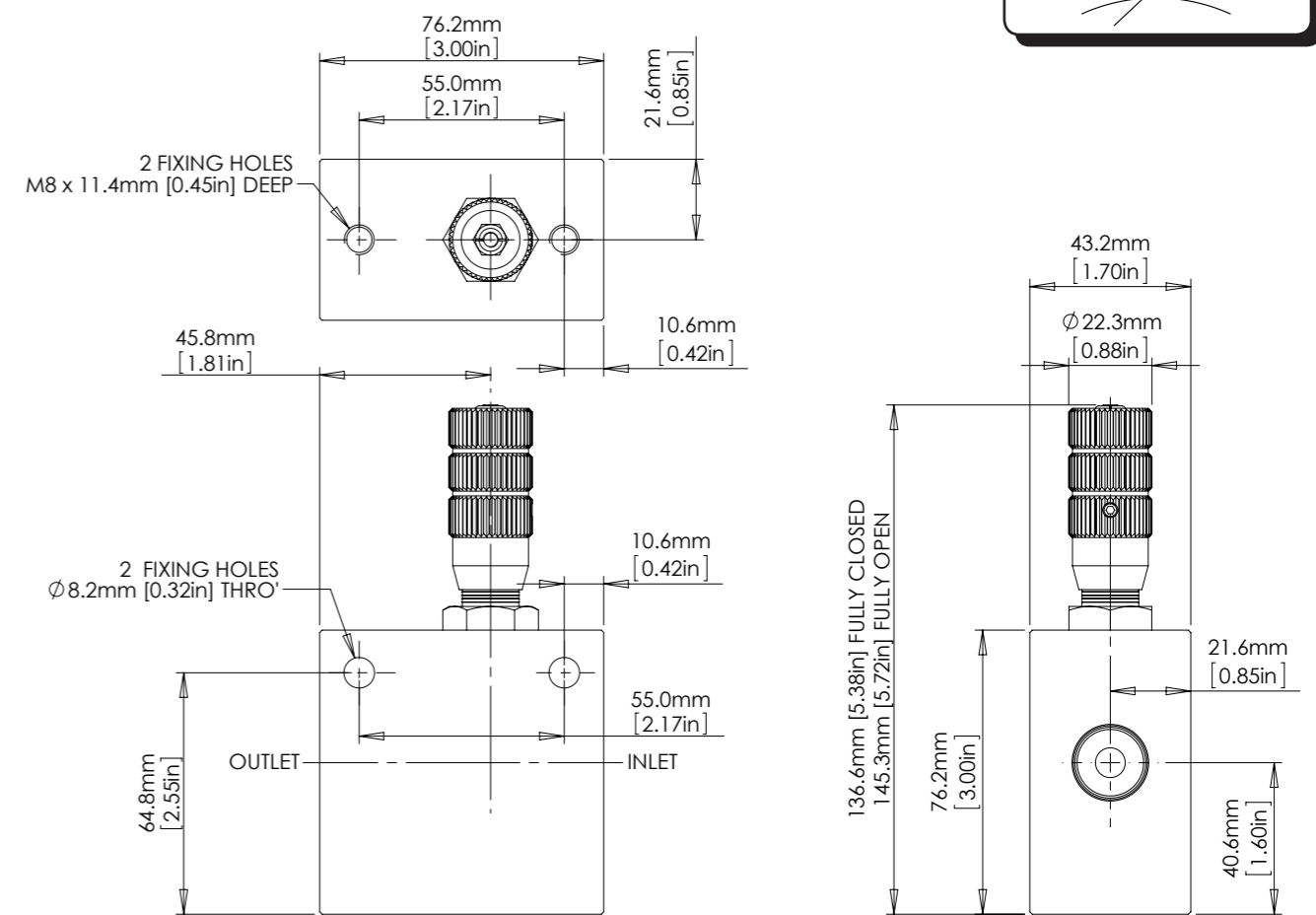
⚠ The standard valve has Viton® seals. Further seal options are available via the Product Selector. Compatibility with the working fluid at the operating temperature must be considered.

Typical Performance



Typical performance based on water

Installation Diagram



Product Selector

MF50 P - NBR - 8K			
VALVE TYPE	PORTING OPTIONS	SEAL OPTIONS	MAX WORKING PRESSURE
MF50	<p>P 1/2" BSPP female</p> <p>N 1/2" NPT female</p>	<p>Leave blank for Viton® seals -10°C to +120°C</p> <p>NBR Nitrile seals -30°C to +105°C</p> <p>EP EPDM seals -45°C to +120°C</p> <p>KLZ Kalrez® seals -25°C to +120°C</p> <p>HNBR Hydrogenated Nitrile seals -20°C to +120°C</p> <p>Further seal options are available on request</p> <p>⚠ Exposure to high and low fluid temperatures will influence handle temperature. Operator safety must be considered.</p>	<p>8K 552 bar (8,000 psi) Liquid</p> <p>276 bar (4,000 psi) Gas</p>
Repair and seal kits are available on request			
For a seal kit add SK at the end of the model code and for a repair kit add RK			



Catalogue also available on digital media
 Visit our website for a full online search facility
www.bisvalves.co.uk



BS VALVES
 The Specifier's Catalogue

SOLENOID
FLOW CONTROL
3 PORT DIRECTIONAL CONTROL
4 PORT DIRECTIONAL CONTROL
CHECK AND SHUTTLE
PILOT OPERATED CHECK
RELIEF
EXCESS FLOW
FILTERS
PRESSURE SENSING
PUMPS
ACTUATORS
TECHNICAL DATA